




removal of 1st adhesive layer  
with fingers, not easy, but ...

Fig.14



flexible Al. bar

fixation screw

wood plate

basic tool

Fig.1





Fig.2

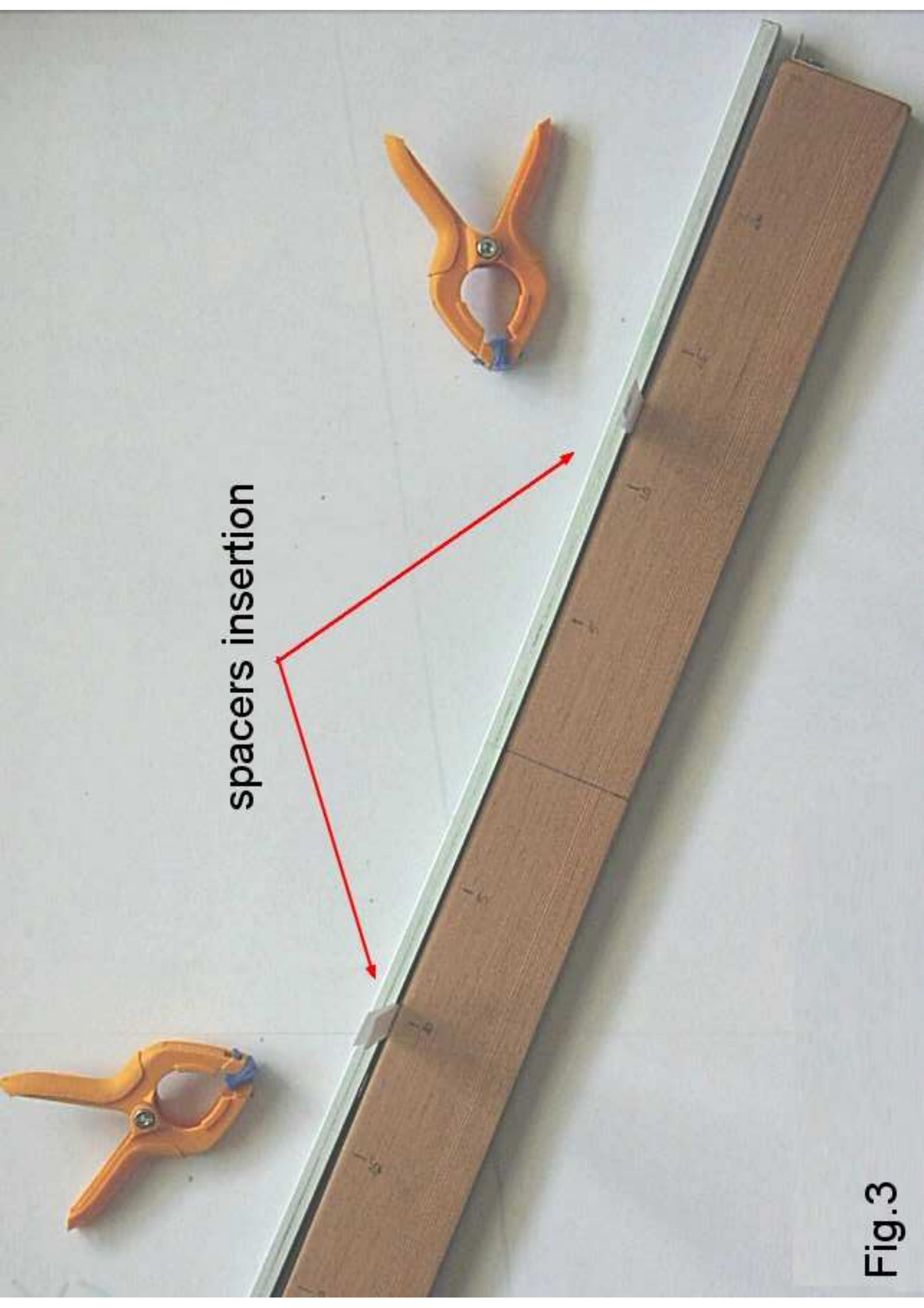




Fig.3

Fig. 3b





fixing 1st dual face adhesive

Fig.4





adhesive protection removal

Fig.5

bonding 1st panel

Fig.6








Fig.7





spacer detail

Fig. 8


notice film warping



spacers removed

Fig.9





clamp  
repositioned

2nd dual face  
adhesive  
application

Fig.10



Fig.11




panel bonded

Fig.12







pull up 1st adhesive layer

Fig.13